

PleuraFlow® ZIP:

# THE ZIP

## Accessory Shuttle for the PleuraFlow® ACT® System

---

When additional magnetic coupling strength is needed.

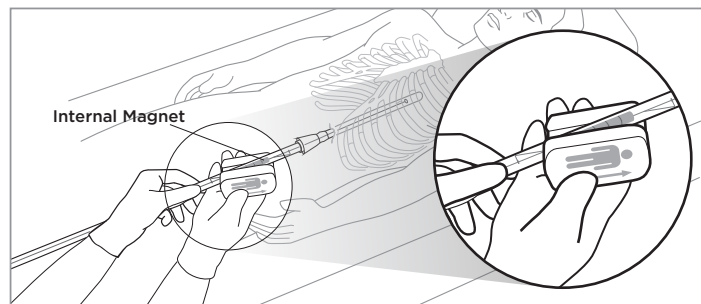




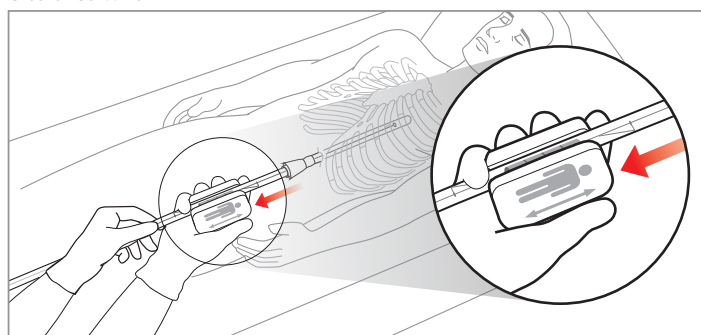
**THE ZIP** accessory is a non-sterile reusable hand-held external magnetic shuttle that can be used to couple to and move the Clearance Wire of the PleuraFlow® ACT® System *in place* of the integral shuttle when the user determines that additional magnetic coupling strength is needed.

## USAGE GUIDE

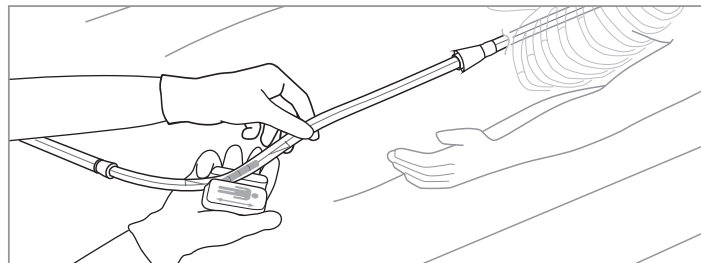
**Step 1.** Decouple the PleuraFlow (PF) ACT Shuttle from the Internal Magnet and attach THE ZIP onto the Clearance Apparatus over the Internal Magnet.



**Step 2.** Ensure that THE ZIP is fully engaged on the Internal Magnet of the Clearance Apparatus and that the patient symbol is aligned with the patient (head pointing towards head). Actuate by using THE ZIP to retract the Clearance Wire.



**Step 3.** Once the Clearance Wire has been successfully retracted, THE ZIP can now be removed. Clean THE ZIP in accordance with the Instructions For Cleaning on the reverse side of this card and return to its storage case.



**Step 4.** Refer to troubleshooting protocols in the PF product IFU to ensure actuation schedule can be resumed. Once the troubleshooting is completed, recouple the PF ACT shuttle and continue the actuation schedule.



## The PleuraFlow® ACT® System

is the only FDA cleared device indicated for the removal of retained blood by proactively clearing chest tubes and preventing the retention of blood and fluids in the chest cavity.

CODE	DESCRIPTION
------	-------------

PF-ZIP 1.5	Non-sterile reusable hand-held external magnetic shuttle accessory for the PleuraFlow® ACT® System
------------	--